

Type _____
 Project _____
 Catalog No. _____
 Lamp/Wattage _____

NTR-6LED
6" LED Reflector Trim, Self Flanged
5-1/2" Aperture
 Source: 14W LED

PRODUCT DESCRIPTION

The 6" LED Trim is designed for use with dedicated Nora Lighting new construction and remodel LED housings; NHIC-6LEDAT and NHRIC-6LEDAT. Nora's NTR-6LED delivers up to 730 lumens with only 14W energy consumed. Providing excellent cutoff, low glare and a scientifically designed lens that both shields the LED image and provides high lumen output. Our high output LED trims also exceed high efficacy requirements for Title 24, 2008.

Features

- 730 lumens depending on color temperature and reflector.
- Quick connect provided for electrical connection to the housing.
- ASTM E283 for Air Tight.
- Title 24 Compliant.
- UL listed for Wet Location.
- Economical 2-wire dimming down to 3%.
- 50,000 hours at 70% lumen maintenance rated life.
- Scientifically designed lens diffuses the LED image while providing high lumen output.
- No flicker or delay like compact fluorescent products.
- No UV light or infrared wavelengths.
- Heat is not directed out the front of the fixture.
- Modular Design; Install Housing w/ Driver, then finish with the LED Trim.
- Three year limited warranty.

Trim Construction

Heavy duty die-cast aluminum construction is designed as a heat management system, conducting heat away from the LED source and reducing junction temperature below recommended levels. This ensures the long life of the LED. The trim is attached to the housing with torsion springs.

Electrical

The trim is connected to the housing with an electrical quick connect. Simply connect the housing to the mating electrical quick connect on the trim before inserting the trim into the housing.

The driver is mounted on the junction box of the dedicated LED housing.

Optional Dimming

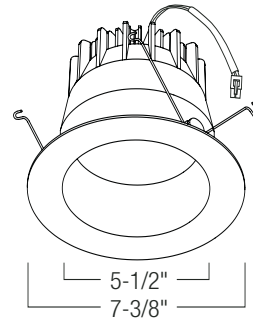
A variety of incandescent and electronic low voltage dimmers are compatible with Nora's LED trims. Incandescent dimmers have a minimum circuit load of 4 LED Recessed fixtures. Electronic Low Voltage dimmers do not have a minimum load requirement.

<u>Incandescent Dimmer</u>	<u>Electronic Low Voltage Dimmer</u>
Lutron MAESTRO (MAW-600)	Lutron MAESTRO (MAELV-600)
Lutron DIVA (DV-600P)	Lutron DIVA (DVELV-300P)
	Lutron SKYLARK (SELV-300P)

LED Source

12 Osram® 1.2W LEDs power the LED Trim. Available in 3000K or 4200K color correlated temperatures. The Nora LED Trim provides excellent color rendering of 86 CRI. LEDs have no ultraviolet (UV) waves and no infrared wavelengths. They also do not emit forward heat like traditional lamps.

DIMENSIONS



Aperture Diameter: 5-1/2"
 Outside Diameter: 7-3/8"

IMAGE



PP
 Platinum Diffused Reflector
 Platinum Diffused Flange



WW
 White Reflector
 White Flange



Compatibility

The NTR-6LED is compatible with two Nora Lighting Housings.

- NHIC-6LEDAT: 6" dedicated LED new construction housing, air-tight and rated for insulated ceilings.
- NHRIC-6LEDAT: 6" dedicated LED remodel housing, air-tight and rated for insulated ceilings.

Housing - Ordered Separately

Available with new construction or remodel IC housings.

Finishes

The self-flanged die-cast trim and reflector system are available in White, Black and Platinum Diffused. Select from the interior reflector in Black, Platinum Diffused, or White. For the flange only, select from White or Platinum Diffused. Example of PW = the interior reflector in Platinum Diffused and the flange only in White.

Labels and Listings

UL Listed for Wet Location
 Washington State Energy Code ASTM-E283 for Air Tight
 Title 24 Compliant

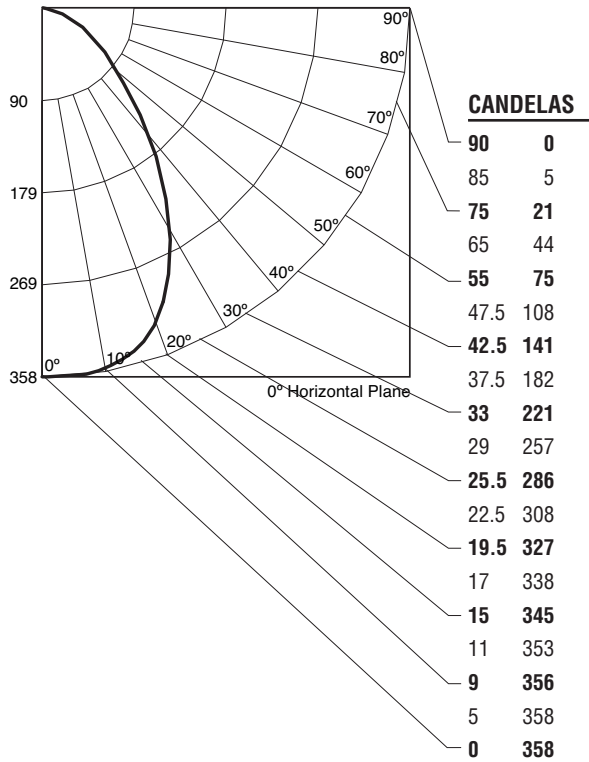
Create a complete trim catalog number: Example: NTR-6LED30PP

Trim

Catalog No.	Color Temperature	Reflector Finish	Flange Finish
NTR-6LED	30 = 3000K	B = Black	P = Platinum Diffused
	42 = 4200K	P = Platinum Diffused	W = White
		W = White	

NTR-6LED30WW White Self Flanged Reflector Trim

Lab: Light Laboratory Inc. Test No. LLI 0909-04A Spacing Criteria: 1.08 LPW: 44 Lamp: 12 3000K LEDs Total Watts: 14.4W Lumens: 630



ZONAL LUMEN SUMMARY

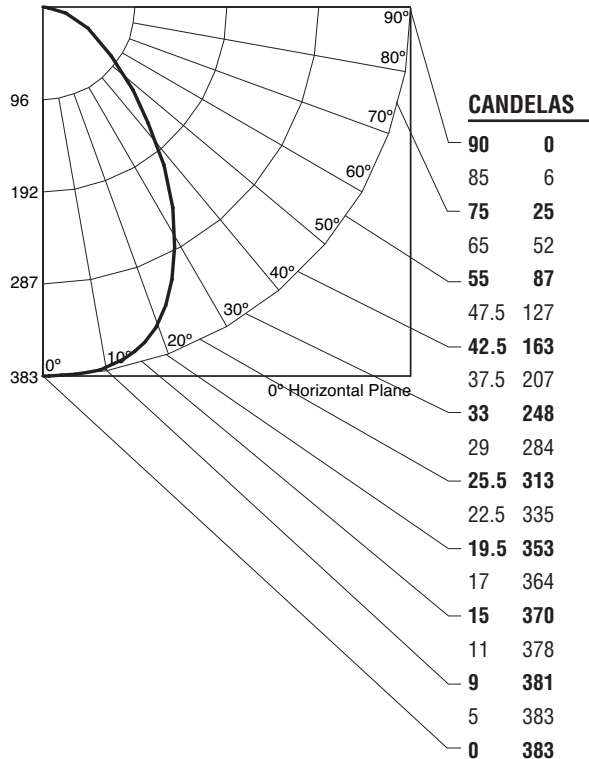
Zone	Lumens	%Lamp	%Fixture
0-30°	249.69	N.A.	39.6
0-40°	361.05	N.A.	57.3
0-60°	524.85	N.A.	83.3
0-90°	630.13	N.A.	100
90-120°	0	N.A.	0
90-130°	0	N.A.	0
90-150°	0	N.A.	0
90-180°	0	N.A.	0
0-180°	630.13	N.A.	100

BEAM & CONE DATA

Mounting Height	F.C. at Center	Circle Diameter
4'	22.4	4.3'
6'	9.9	6.5'
8'	5.6	8.6'
9'	4.4	9.7'
10'	3.6	10.8'

NTR-6LED42WW White Self Flanged Reflector Trim

Lab: Light Laboratory Inc. Test No. LLI 0809-13A Spacing Criteria: 1.12 LPW: 52 Lamp: 12 4200K LEDs Total Watts: 13.65W Lumens: 709



ZONAL LUMEN SUMMARY

Zone	Lumens	%Lamp	%Fixture
0-30°	270.27	N.A.	38.1
0-40°	395.13	N.A.	55.7
0-60°	585.1	N.A.	82.5
0-90°	709	N.A.	100
90-120°	0	N.A.	0
90-130°	0	N.A.	0
90-150°	0	N.A.	0
90-180°	0	N.A.	0
0-180°	709	N.A.	100

BEAM & CONE DATA

Mounting Height	F.C. at Center	Circle Diameter
4'	23.6	4.5'
6'	10.5	6.7'
8'	5.9	9.0'
9'	4.7	10.1'
10'	3.8	11.2'